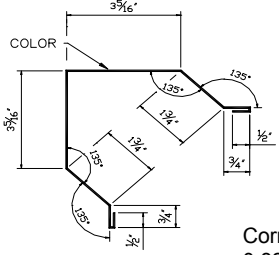
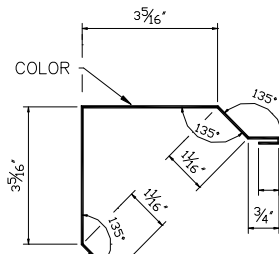
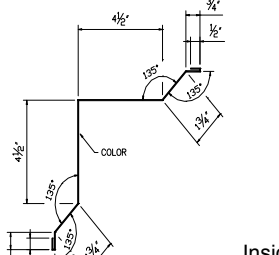
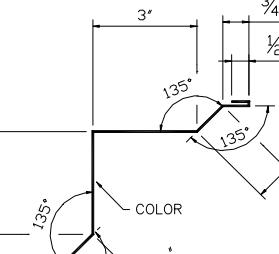
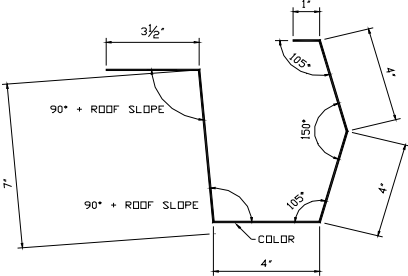
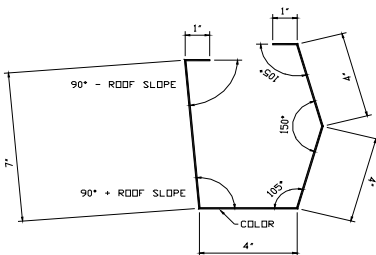
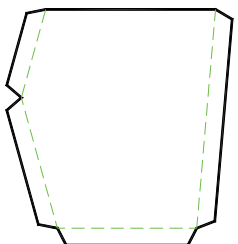
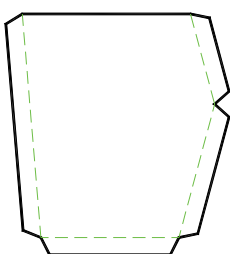


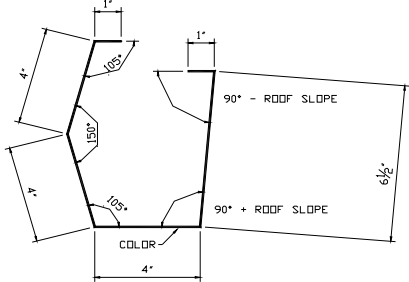
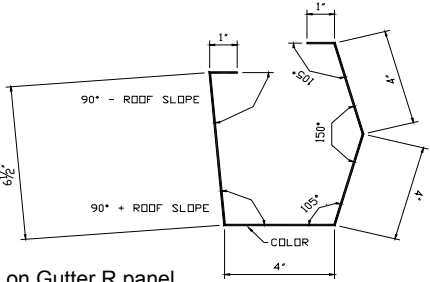
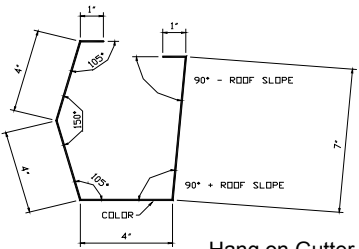
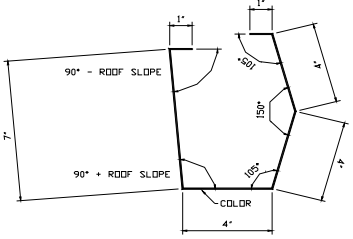
Standard Trim Products

Description	Part #	Length	Gauge	Girth	Lbs.
 <p>Corner trim R-panel 0.82#/ft.</p>	CTR	10'-2"	26	12-5/8"	8.29#
		12'-0"			9.79#
		14'-0"			11.42#
		16'-0"			13.05#
		18'-0"			14.68#
		20'-2"			16.45#
 <p>Corner trim U-panel 0.73#/ft.</p>	CTU	10'-2"	26	11-1/4"	7.20#
		12'-0"			8.72#
		14'-0"			10.17#
		16'-0"			11.63#
		18'-0"			13.08#
		20'-2"			14.65#
 <p>Inside Corner trim R-panel 0.97#/ft.</p>	ICTR	10'-2"	26	15"	9.35#
		12'-0"			11.63#
		14'-0"			13.56#
		16'-0"			15.50#
		18'-0"			17.44#
		20'-2"			19.54#
 <p>Inside Corner trim U-panel 0.69#/ft.</p>	ICTU	10'-2"	26	10-5/8"	6.98#
		12'-0"			8.24#
		14'-0"			9.61#
		16'-0"			10.98#
		18'-0"			12.35#
		20'-2"			13.84#

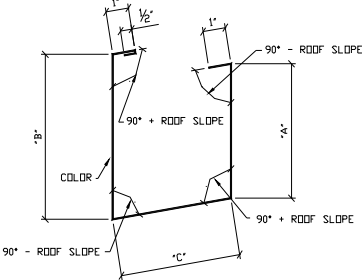
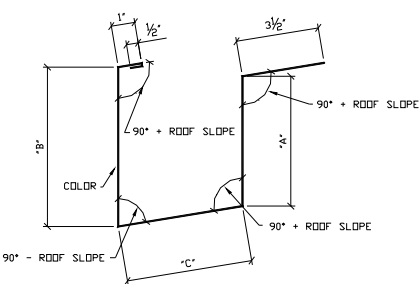
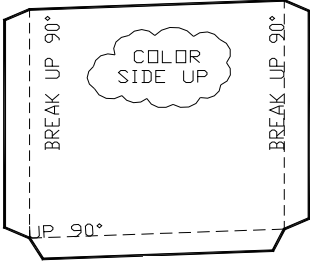
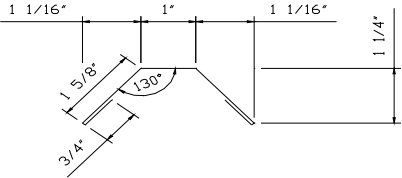
Standard Trim Products

Description	Part#	Length	Gauge	Girth	Lbs.
 <p>Eave Gutter U panel 1.52#/ft.</p>	GTUE	10'-2"	26	23-1/2"	15.43#
		12'-2"			18.47#
		14'-2"			21.50#
		16'-2"			24.54#
		18'-2"			27.58#
		20'-2"			30.61#
 <p>Hang on Gutter U panel 0.74#/ft.</p>	GTUH	10'-2"	26	21"	13.79#
		12'-2"			16.50#
		14'-2"			19.22#
		16'-2"			21.93#
		18'-2"			24.64#
		20'-2"			27.35#
 <p>Hang on Gutter R panel ends</p>	GECR-L	N/A	26	N/A	N/A
 <p>Hang on Gutter R panel ends</p>	GECR-R	N/A	26	N/A	N/A

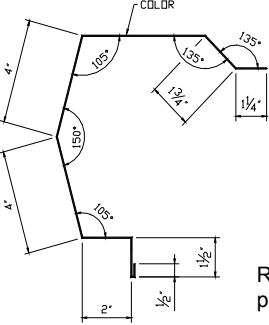
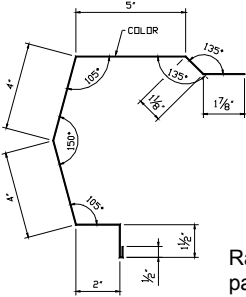
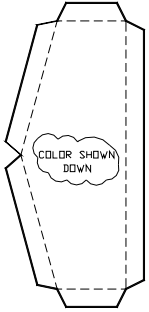
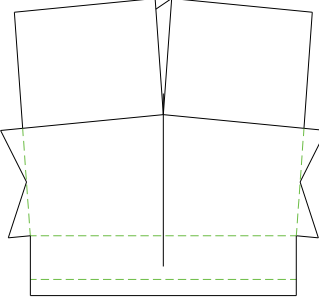
Standard Trim Products

Description	Part#	Length	Gauge	Girth	Lbs.
 <p>Hang on Gutter R panel 0.74#/ft.</p>	GTR-L	1'-0"	26	20-1/2"	1.32#
		10'-2"			13.46#
		12'-2"			16.11#
		14'-2"			18.76#
		16'-2"			21.41#
		18'-2"			24.06#
 <p>Hang on Gutter R panel 0.74#/ft.</p>	GTR-R	1'-0"	26	20-1/2"	1.32#
		10'-2"			13.46#
		12'-2"			16.11#
		14'-2"			18.76#
		16'-2"			21.41#
		18'-2"			24.06#
 <p>Hang on Gutter U panel 0.74#/ft.</p>	GTU-L	1'-0"	26	21"	1.36#
		10'-2"			13.79#
		12'-2"			16.50#
		14'-2"			19.22#
		16'-2"			21.93#
		18'-2"			24.64#
 <p>Hang on Gutter U panel 0.74#/ft.</p>	GTU-R	1'-0"	26	21"	1.36#
		10'-2"			13.79#
		12'-2"			16.50#
		14'-2"			19.22#
		16'-2"			21.93#
		18'-2"			24.64#

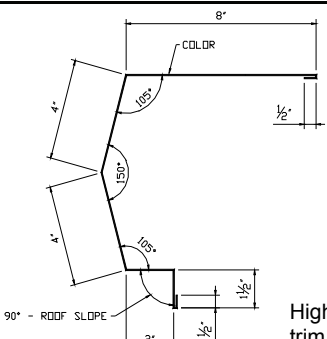
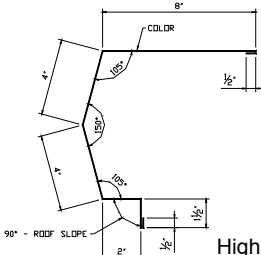
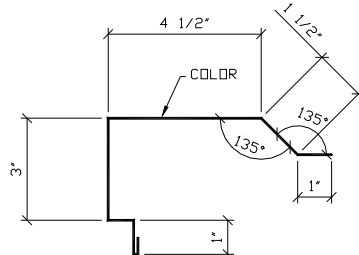
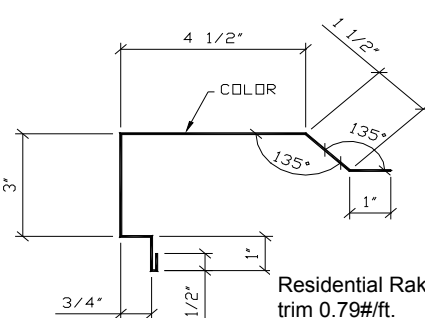
Standard Trim Products

Description	Part#	Length	Gauge	Girth	Lbs.
 <p>Hang on Box Gutter Specify Roof Slope</p>	GTRBH	10'-2" 12'-2" 14'-2" 16'-2" 18'-2" 20'-2"	26	21"	15.15# 18.18# 21.21# 24.24# 27.27# 30.30#
 <p>Box Gutter Specify Roof Slope</p>	GTRBE	10'-2" 12'-2" 14'-2" 16'-2" 18'-2" 20'-2"	26	23-1/2"	17.88# 21.46# 25.04# 28.62# 32.20# 35.74#
 <p>Box Gutter End caps</p>	GTRBEC	N/A	26	N/A	0.75#
 <p>Gutter Strap</p>	GTSR	12"	26 24	5-3/4" 5-3/4"	4.69# 4.69#

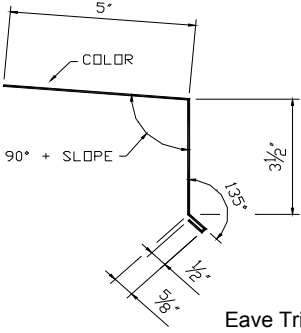
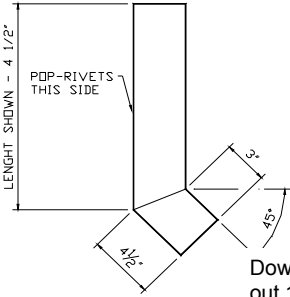
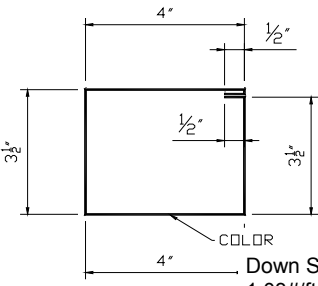
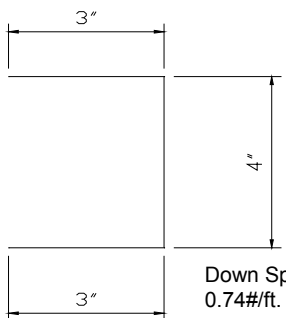
Standard Trim Products

Description	Part#	Length	Gauge	Girth	Lbs.
 <p>Rake trim R-panel 1.29#/ft.</p>	RTR	10'-2" 12'-2" 14'-2" 16'-2" 18'-2" 20'-2"	26	20"	13.13# 15.72# 18.30# 20.88# 23.47# 26.05#
 <p>Rake trim U-panel 1.29#/ft.</p>	RTU	10'-2" 12'-2" 14'-2" 16'-2" 18'-2" 20'-2"	26	20"	13.13# 15.72# 18.30# 20.88# 23.47# 26.05#
 <p>COLOR SHOWN DOWN</p>	RTREC SPECIFY L/R	N/A	26	N/A	0.22#
 <p>Peak Box Specify Roof Slope</p>	RPBX	N/A	26	N/A	3.00#

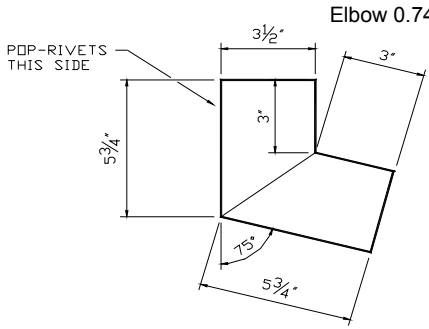
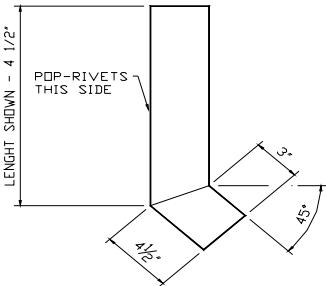
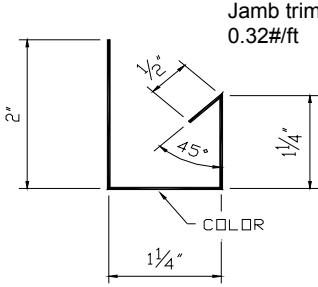
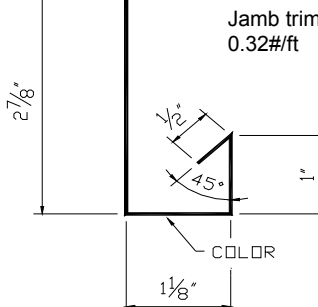
Standard Trim Products

Description	Part#	Length	Gauge	Girth	Lbs.
 <p>High side Eave trim 1.32#/ft.</p>	HSETR	10'-2"	26	20-1/2"	13.13#
	Specify Slope	12'-2"			15.72#
		14'-2"			18.30#
		16'-2"			20.88#
		18'-2"			23.47#
		20'-2"			26.05#
 <p>High side Eave trim L/R 1.32#/ft.</p>	HSETR-L Left	1'-0"	26	20-1/2"	1.29#
	HSETR-R Right	10'-2"			13.13#
		12'-2"			15.72#
	Mitered Specify Slope	14'-2"			18.30#
		16'-2"			20.88#
		18'-2"			23.47#
 <p>Residential Rake trim 0.79#/ft.</p>	RTRR	10'-2"	26	12-3/4"	8.00#
	Specify Slope	12'-2"			9.57#
		14'-2"			11.14#
		16'-2"			12.71#
		18'-2"			14.29#
		20'-2"			15.86#
 <p>Residential Rake trim 0.79#/ft.</p>	RTUR	10'-2"	26	12-1/4"	8.00#
	Specify Slope	12'-2"			9.57#
		14'-2"			11.14#
		16'-2"			12.71#
		18'-2"			14.29#
		20'-2"			15.86#

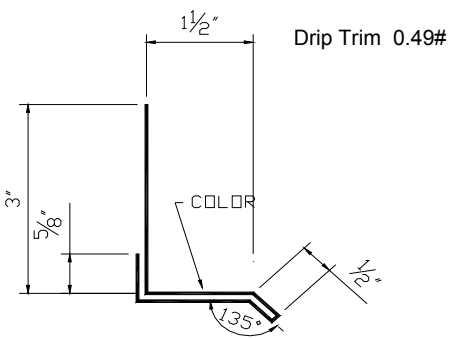
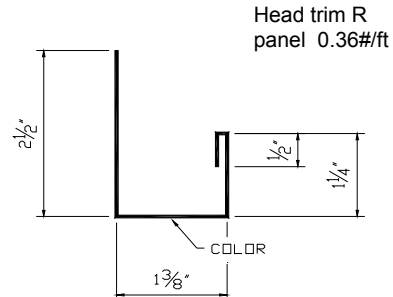
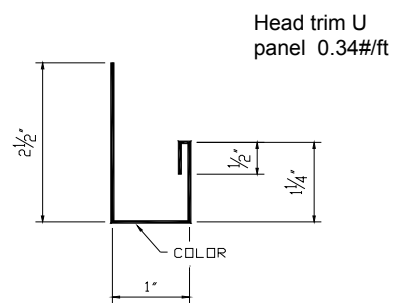
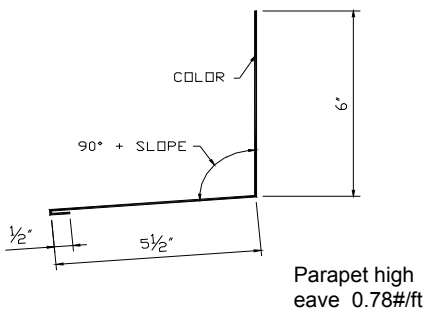
Standard Trim Products

Description	Part#	Length	Gauge	Girth	Lbs.
 <p>Eave Trim 0.62#/ft.</p>	ET	10'-2"	26	20"	13.13#
		12'-2"			15.72#
		14'-2"			18.30#
		16'-2"			20.88#
		18'-2"			23.47#
		20'-2"			26.05#
 <p>Down Spout with Kick out 1.03#/ft.</p>	DS	10'-2"	26	20"	13.13#
		12'-2"			15.72#
		14'-2"			18.30#
		16'-2"			20.88#
		18'-2"			23.47#
		20'-2"			26.05#
 <p>Down Spout straight 1.03#/ft.</p>	DSS	N/A	26	N/A	0.22#
 <p>Down Spout strap 0.74#/ft.</p>	DSST	N/A	26	N/A	3.00#

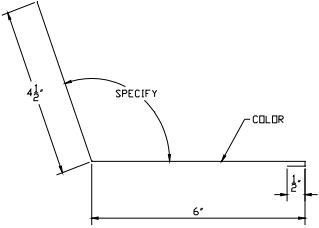
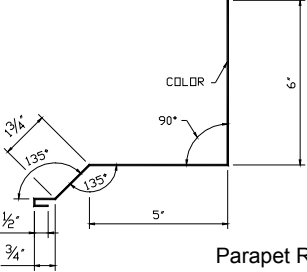
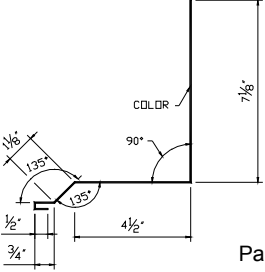
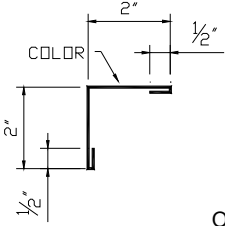
Standard Trim Products

Description	Part#	Length	Gauge	Girth	Lbs.
 <p>Elbow 0.74#</p>	DS45 DS75		26	16"	1.40# 1.40#
	DSOS	8"	26	16-3/4"	1.40#
 <p>Jamb trim R panel 0.32#/ft</p>	JTR	7'-3" 10'-2" 12'-2" 14'-2" 16'-2" 18'-2"	26	5"	2.34# 3.28# 3.93# 4.58# 5.22# 5.87#
 <p>Jamb trim U panel 0.32#/ft</p>	JTU	7'-3" 10'-2" 12'-2" 14'-2" 16'-2" 18'-2"	26	5"	2.34# 3.28# 3.93# 4.58# 5.22# 5.87#

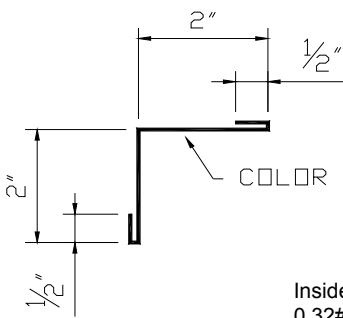
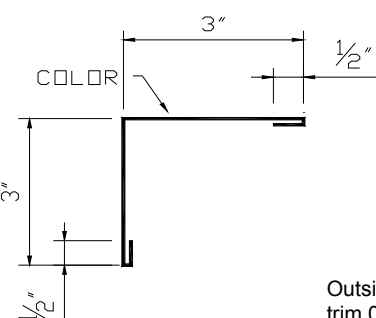
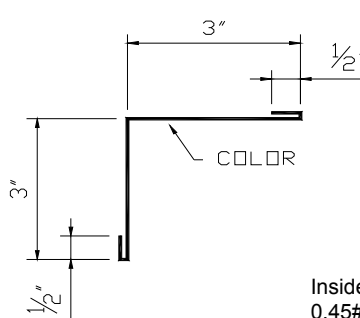
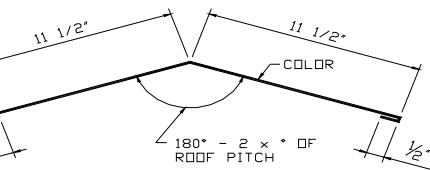
Standard Trim Products

Description	Part#	Length	Gauge	Girth	Lbs.
 <p>Drip Trim 0.49#</p>	DT	10'-2"	26	9"	5.01#
 <p>Head trim R panel 0.36#/ft</p>	HTR	3'-6" 7'-1" 10'-4" 12'-4" 14'-4"	26	5-1/2"	1.27# 2.57# 3.69# 4.42# 5.15#
 <p>Head trim U panel 0.34#/ft</p>	HTU	3'-6" 7'-1" 10'-4" 12'-4" 14'-4" 16'-4"	26	5-1/2"	1.19# 3.50# 4.86# 5.54# 6.22#
 <p>Parapet high eave 0.78#/ft</p>	PHE	10'-2" 12'-2" 14'-2" 16'-2" 18'-2" 20'-2"	26	12"	7.88# 9.43# 10.98# 12.53# 14.08# 15.63#

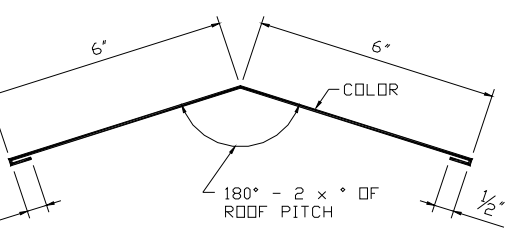
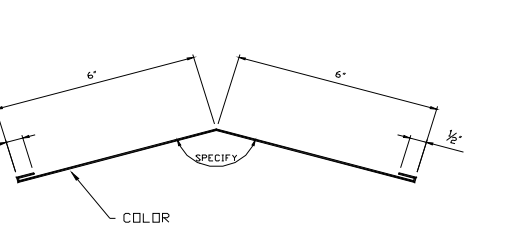
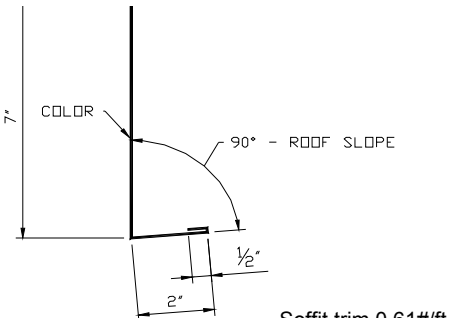
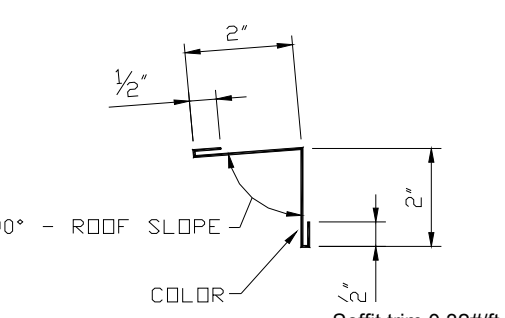
Standard Trim Products

Description	Part#	Length	Gauge	Girth	Lbs.
	Trans. Trim	10'-2" 12'-2" 14'-2" 16'-2" 18'-2" 20'-2"	26	11"	6.90# 8.26# 9.61# 10.97# 12.33# 13.68#
 <p>Parapet Rake U panel 0.90#/ft</p>	PRR	10'-2" 12'-2" 14'-2" 16'-2" 18'-2" 20'-2"	26	14"	9.19# 11.00# 12.81# 14.62# 16.43# 18.24#
 <p>Parapet Rake U panel 0.90#/ft</p>	PRU	10'-2" 12'-2" 14'-2" 16'-2" 18'-2" 20'-2"	26	14"	9.19# 11.00# 12.81# 14.62# 16.43# 18.24#
 <p>Outside angle trim 0.32#/ft</p>	OAT2	10'-2" 12'-2" 14'-2" 16'-2" 18'-2" 20'-2"	26	5"	3.28# 3.93# 4.58# 5.22# 5.87# 6.51#

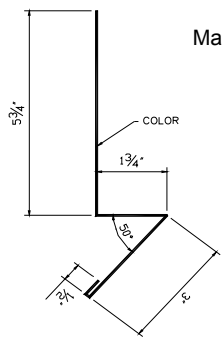
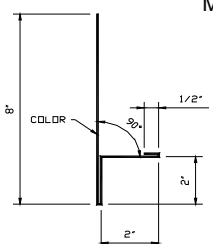
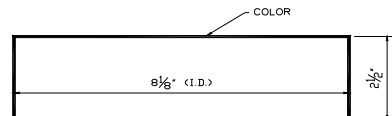
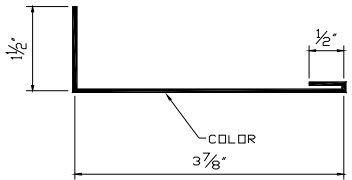
Standard Trim Products

Description	Part#	Length	Gauge	Girth	Lbs.
 <p>Inside Angle trim 0.32#/ft</p>	IAT2	10'-2"	26	5"	3.28#
	12'-2"	3.93#			
	14'-2"	4.58#			
	16'-2"	5.22#			
	18'-2"	5.87#			
	20'-2"	6.51#			
 <p>Outside Angle trim 0.45#/ft</p>	OAT3	10'-2"	26	7"	4.60#
	12'-2"	5.50#			
	14'-2"	6.41#			
	16'-2"	7.31#			
	18'-2"	8.21#			
	20'-2"	9.12#			
 <p>Inside Angle trim 0.45#/ft</p>	IAT3	10'-2"	26	7"	4.60#
	12'-2"	5.50#			
	14'-2"	6.41#			
	16'-2"	7.31#			
	18'-2"	8.21#			
	20'-2"	9.12#			
 <p>Ridge Cap 1.55#/ft</p>	FRC	10'-2"	26	24"	15.76#
	12'-2"	18.86#			
	14'-2"	21.96#			
	16'-2"	25.06#			
	18'-2"	28.16#			
	20'-2"	31.26#			

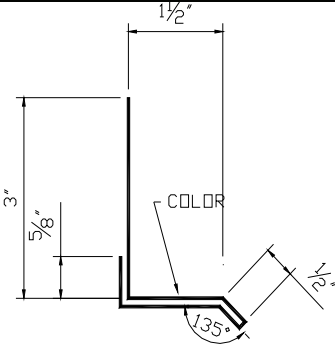
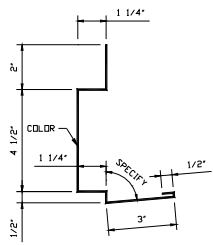
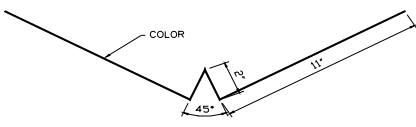
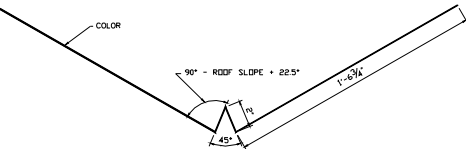
Standard Trim Products

Description	Part#	Length	Gauge	Girth	Lbs.
 <p>Ridge / Hip Flash</p>	SSRC1	10'-2" 12'-2" 14'-2" 16'-2" 18'-2" 20'-2"	26	13"	8.29# 10.14# 11.82# 13.50# 15.18# 16.94#
 <p>Reverse Ridge Cap</p>	SSRRC	10'-2" 12'-2" 14'-2" 16'-2" 18'-2" 20'-2"	26	13"	8.29# 10.14# 11.82# 13.50# 15.18# 16.94#
 <p>Soffit trim 0.61#/ft</p>	ST1	10'-2" 12'-2" 14'-2" 16'-2" 18'-2" 20'-2"	26	9-1/2"	6.24# 7.47# 8.69# 9.92# 11.15# 12.37#
 <p>Soffit trim 0.32#/ft</p>	ST2	10'-2" 12'-2" 14'-2" 16'-2" 18'-2" 20'-2"	26	5"	3.28# 3.93# 4.58# 5.22# 5.87# 6.51#

Standard Trim Products

Description	Part#	Length	Gauge	Girth	Lbs.
 <p>Masonry trim</p>	MF	10'-2"	26	11"	7.22#
		12'-2"			8.64#
		14'-2"			10.07#
		16'-2"			11.49#
		18'-2"			12.91#
		20'-2"			14.33#
 <p>Masonry Flashing</p>	MFT	10'-2"	26	12-1/2"	8.29#
		12'-2"			9.93#
		14'-2"			11.56#
		16'-2"			12.38#
		18'-2"			13.20#
		20'-2"			14.02#
 <p>Jamb or head cap 00.85#/ft</p>	JCHC	10'-2"	26	13-3/8"	8.62#
		12'-2"			10.31#
		14'-2"			12.01#
		16'-2"			13.21#
		18'-2"			15.40#
		20'-2"			17.10#
	HC1	3'-0"	26	5-7/8"	1.17#
		8'-0"			3.15#

Standard Trim Products

Description	Part#	Length	Gauge	Girth	Lbs.
	DT	10'-2" 20'-2"	26	4-3/4"	3.50# 6.95#
	PST	10'-2" 12'-2" 14'-2" 16'-2" 18'-2" 20'-2"	26	13"	8.29# 10.14# 11.82# 13.50# 15.18# 16.94#
 <p data-bbox="446 1428 714 1480">Valley trim Specify Roof slope 1.68#/ft</p>	SV	10'-2" 12'-2" 14'-2" 16'-2" 18'-2" 20'-2"	26	26"	17.07# 20.43# 23.79# 27.15# 30.51# 33.87#
 <p data-bbox="446 1764 714 1816">Valley trim Specify Roof slope 1.68#/ft</p>	WV	10'-2" 12'-2" 14'-2" 16'-2" 18'-2" 20'-2"	26	41-9/16"	17.07# 20.43# 23.79# 27.15# 30.51# 33.87#

Special Trim Pricing

Formula for pricing special trim

1. Calculate the number of square feet of material (girth x length).
2. Multiply number of square feet by the appropriate square foot price (see attached list).
3. Add \$1.00 for each break an \$2.00 for each hem.
4. Add appropriate packaging costs.

(NOTE—if the special trim has the same girth and number of brakes as a standard piece of trim use standard trim price.)

5. All trim to be 26 GA. Material, unless noted.
6. Send in sketch of special trims.
7. Specify the side with the finish color.
8. If more than one special trim is required, number each piece SF1, SF2, SF3, etc..

Trim Packaging

1. Standard cardboard box with metal bands,)\$25.00 10') (\$52.50 21').
2. LTL cardboard box with wooden blocks and metal bands,

Gauge	Galvalume	Silicon	Kynar
	26		
	24		